

150M Professional Mini

Hotel Wired to Wireless & 3G/4G wireless router

VHT4G

Quick Setting Guide

Declaration

Copyright © 2013 Shenzhen HouTian Network Communication Technology Co.Ltd

All rights reserved, with retained ownership

Without Shenzhen HouTian Network Communication Technology Co.Ltd written authorization, any company or personal can't copy, writer or translation part or all contents. Can't do commodity distribution for any commercial or profitable purposes by any ways(electricity, mechanical, photoprint, record or other methods).

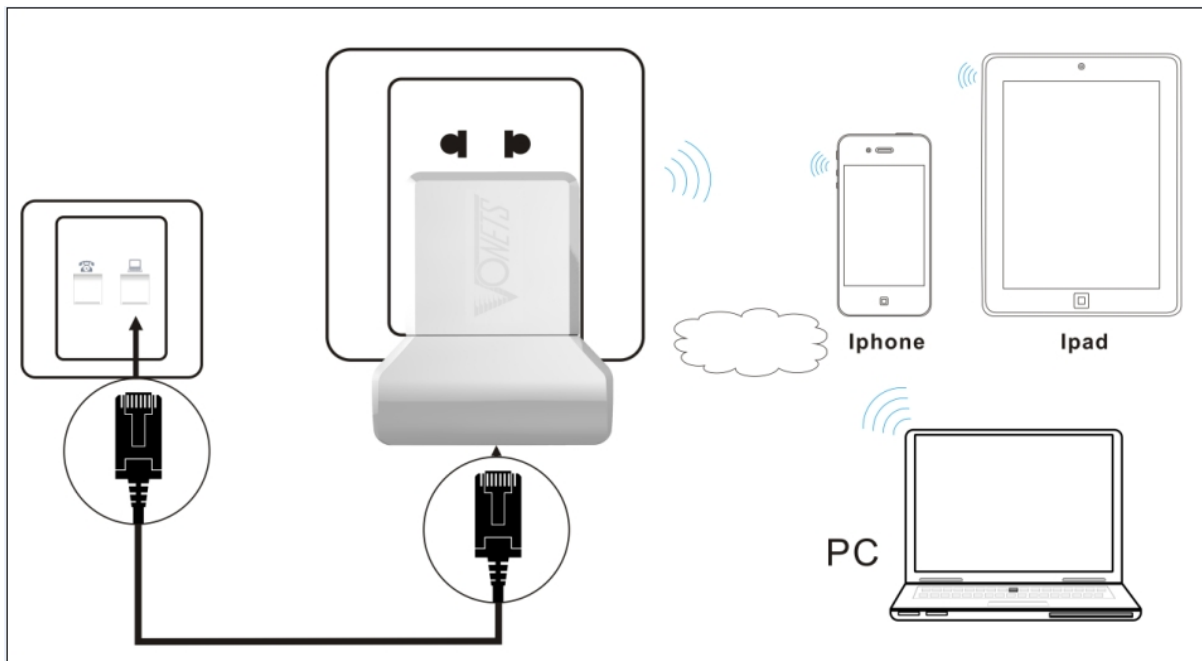
VONETS is the registered trademark of Shenzhen HouTian Network Communication Technology Co.Ltd. The other all trademarks or registered trademarks mentioned in this documents are belong to the individual owners.

The product specifications and information technology mentioned in this manual are just for reference, if any updates, without other notice. Except for special agreements, this manual is just for user guidance, any statements, information and so on in this manual can't constitute the warranty of any forms.

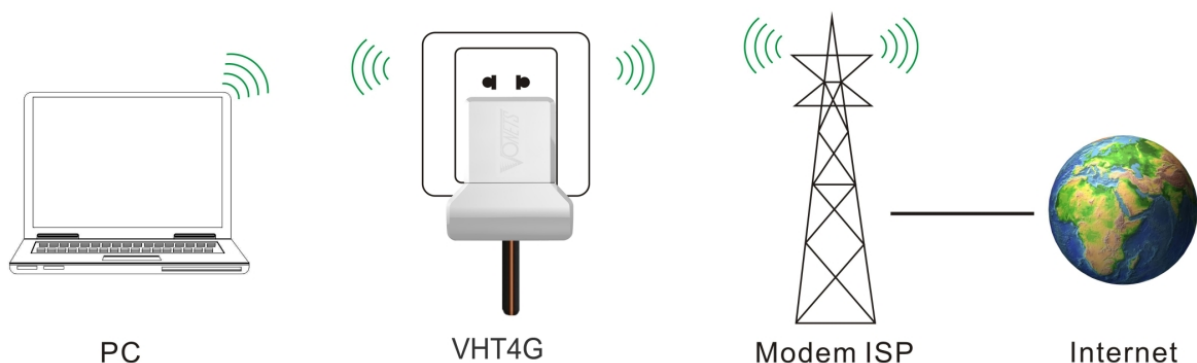
Product Introduction:

VHT4G support 3 functions

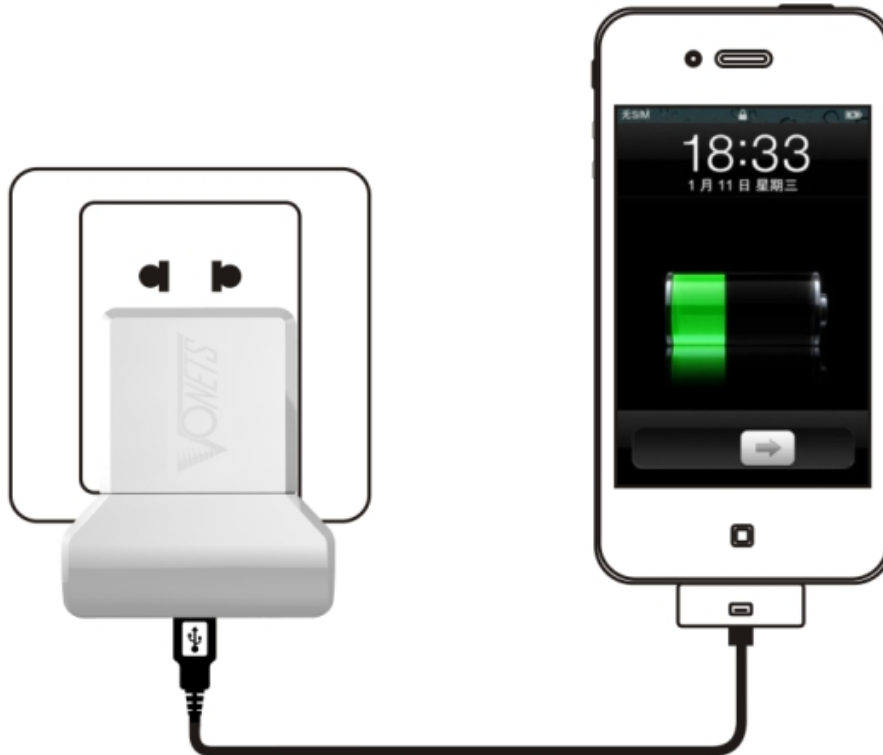
1. **Hotel Wired to Wireless (VHT4G):** It Is a truly plug and play wireless router. Stay for a business trip or traveling, you just need to plug the network cable that provided by the hotel room into VHT4G Ethernet port, and then plug VHT4G into an electrical outlet, then the whole room is already a Wi-Fi wireless coverage. At this point, you can take out your cell phone, Pad or any other devices that can support Wi-Fi wireless Internet access to share wireless Internet access anywhere in the room, all without any settings.



2. **3G/4G wireless router(VHT4G):** automatically connects to ISP's 3G/4G WiFi data network by an external 3G/4G network card, that creates a "hotspot" 3G/4G to WiFi for customers, so that more than one person enjoy the simple, convenient WiFi network at the same time.



2. Charger(VHT4G): 2.1A charger function, low noise, automatically fit for most smart phones, tablet PCs



Remark:

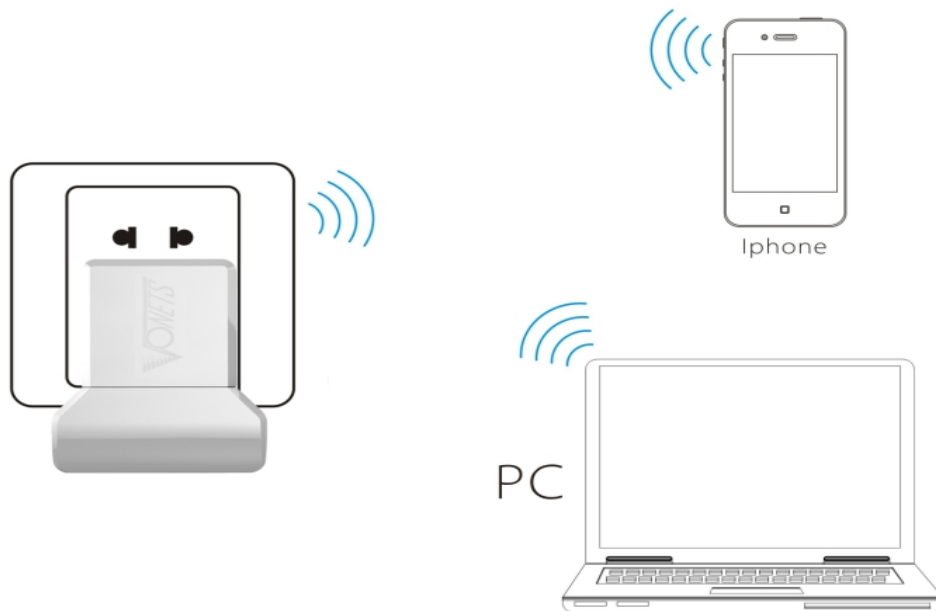
1. The default work mode of VHT4G is WiFi Repeater mode, when it is connected 3G/4G network card, it will be switched to 3G/4G router mode automatically without any setting to run 3G/4G WiFi network.
2. When you want to restore the factory default setting, please press RESET button on the product for 5 seconds, after green light blink a few, it will reset automatically (it will take about 30 seconds)

Chapter 1 Quick Setting Guide of WiFi Router mode

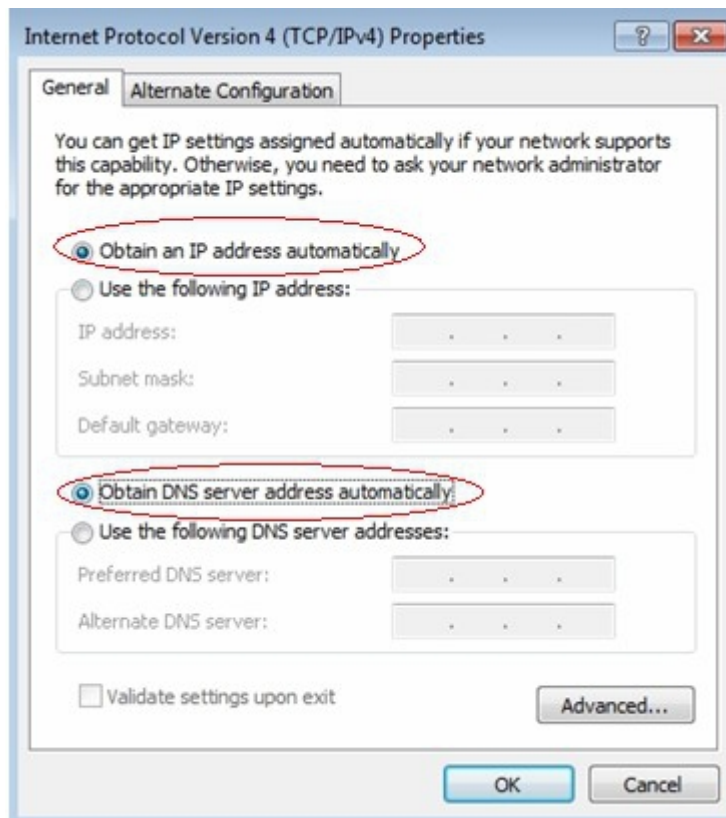
1. VHT4G is a plug and play wireless router, you just need to plug the network cable that provided by the hotel room into VHT4G Ethernet port, and then plug VHT4G into an electrical outlet, then you can surf the wireless network, without any settings, if the user need to set the SSID and password of VHT4G, please set it as following steps:

- Wireless connect VHT4G by laptops, smart mobiles, IPAD and other wireless devices.
- The default WiFi SSID (WiFi name) is: VONETS_the last six characters of product MAC address.
- The default WiFi password is 12345678

See the following picture:



If you are using a computer connection, please set up your computer to automatically obtain IP network adapter, as shown:



2. Open the IE browser, enter http://vonets.cfg virtual domain name setting(VDNS)

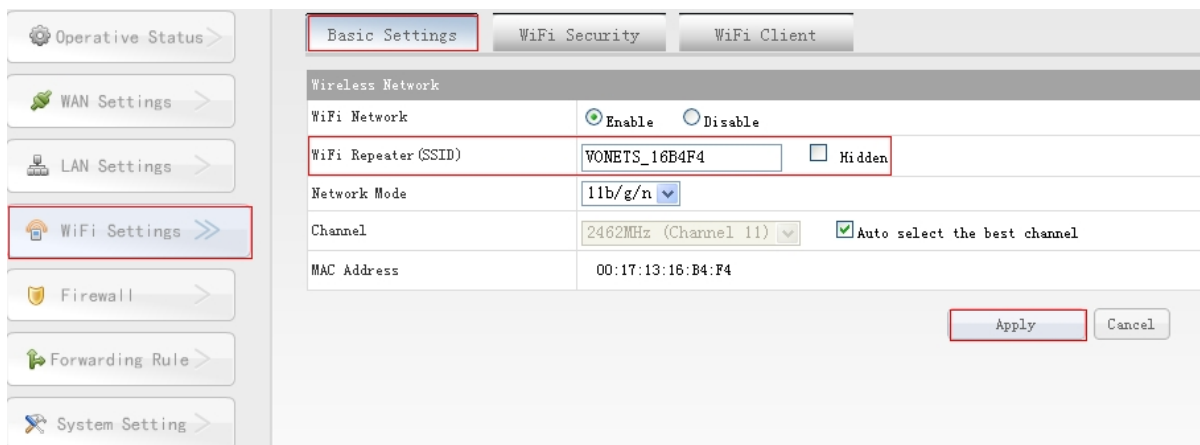


Remark:

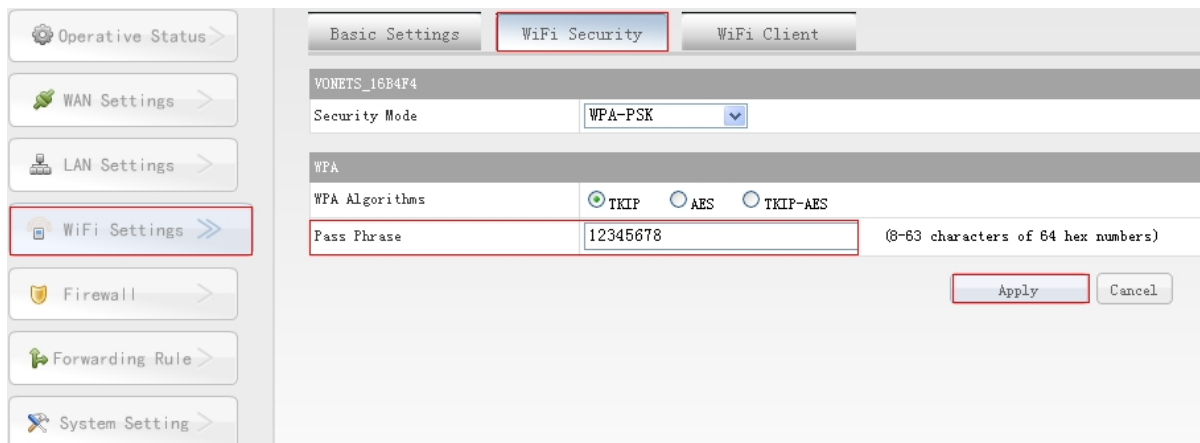
Enter domain name, then Enter, the login page will appear, the default admin and password is admin.

3. WIFI setting

After entering the webpage, click the WIFI settings in left column, as shown:



- WiFi Settings->Basic Settings-> WiFi repeater(SSID): Enter the wireless name you want to change, point applications button after confirmation.

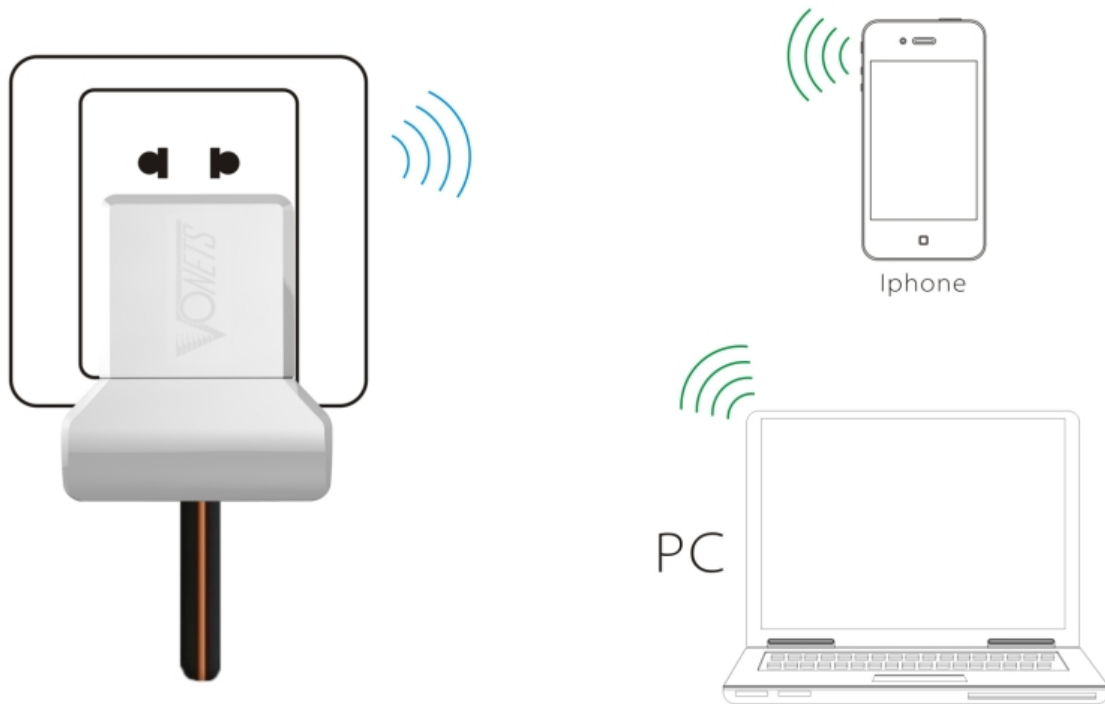


- WiFi Settings-> WiFi Security->Key: Enter the password you want to change, point applications button after confirmation.

Note: after you change it successful, restart the device(VHT4G)for parameters to take effect.

Chapter 2 Quick Setting Guide of 3G Router mode

1. VHT4G is connected to 3G/4G network card and power adapter, VHT4G will be switched to 3G/4G router mode automatically, users no need any setting can have run 3G/4G WiFi network. See the following picture:



Remark:

1. When the green light is blinking, it means the product is doing 3G dial-up connection.
2. When the green light is always on, it means the dial-up connection is successful, user can connect it by wireless devices.
3. When users connect it by wireless devices, please pay attention to:
 - The default WiFi SSID (WiFi name) is: VONETS_ the last six characters of product MAC address.
 - The default WiFi password is 12345678.
 - If the user has changed the wireless SSID and wireless password, using the changed parameters

Chapter 3 VHT4G supported 3G card model

Brand	Model	Device Type
HUAWEI	122	CDMA2000
	189	
	167	
	1261	
	177	
	156	
	EC1260	
	E1750	WCDMA
	E180	
	E3131	
E353		
ZTE	AC59	CDMA2000
	AC583	
	AC2787	
	AC586	
	AC2746	
	AC582	
	AC2736	
	MF668A	WCDMA
	MF656A	
	MF631	
190		
ETON	(ITON) TU930-EC4.3	CDMA2000
	(ITON) TU930 (WF4.2)	
	(ITON) TU930 (WF6.4)	WCDMA
Vtion	(Vtion)E1916	CDMA2000
	(Vtion)E1920	
	(Vtion)U2916	WCDMA
	(Vtion)U1920	
	(Vtion)U1916	
Freedom-e	W6	WCDMA
	W8	
	U8	CDMA2000

Shenzhen HouTian Network Communication Technology Co.,Ltd

<http://www.vonets.com>